



Mangrove Reporting & Analytics

Web-based adhoc and business intelligence reporting delivers the exact data you need when you need it.

Mangrove delivers comprehensive real-time reporting, including the reports you need to ensure federal and state government compliance – and the reports you want: turnover, payroll management, tax balancing and filing, benefits management, recruitment management, and much more.

Offering the best in interactive data and workforce intelligence, Mangrove's intuitive report writer *empowers users at all levels* - providing extremely robust reporting utilities that let you author your own reports, charts and graphics. Authorized executives, managers, or HR/payroll personnel can run strategic workforce reports immediately, revealing pertinent company information to ensure timely and accurate compliance, decision-making and forecasting.

Online Business Intelligence

An online executive dashboard with multiple Key Performance Indicators (KPI's) displays at-a-glance business analytics. Transform your results into actionable business intelligence - address current business practices, prepare accurate forecasts, and align daily operations with company goals.

Mangrove Adhoc Report Writer

The web-based Mangrove Adhoc Report Writer has multiple data output, export, and graphical presentation options. Quickly and securely create your own dynamic web-based reports in a few steps. Create custom-formatted fields, record sorting and grouping with detailed drill-down, and benefit from the multiple output selections that are available with a single click.

Most importantly, you can automatically retrieve key performance indicators, print graphs and charts, identify workforce analytics and access business intelligence data – delivering the exact data you need for informed decision making and improved productivity. And once adhoc reports are created, they can easily be added into your report library.

- You can author your own reports
- You can publish your own reports
- Report on KPI's
- Leverage graphics
- Analyze through "what if scenarios"
- Interactive Data View

*Contact us today to
learn why Mangrove is
used by more than
10,000 companies.*

1501 South Church Avenue
Tampa, FL 33629
888-655-6474
Fax 813-387-3150
sales@emangrove.com
www.emangrove.com

©2007 Mangrove
All rights reserved. Produced in the USA.

WORKFORCE EMPOWERMENT™

Standard Reports

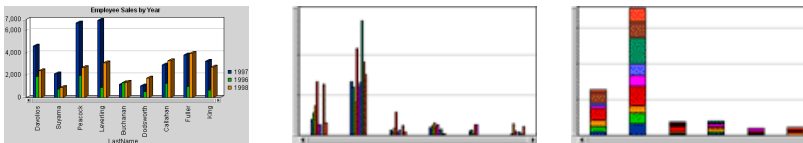
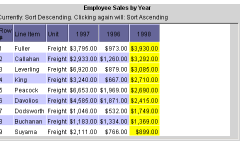
Streamline and simplify report generation with Mangrove's extensive customizable report library. Standard system reports are available via site workflow panels, menus, and dataset queries. Our report navigator supports custom Crystal Reports® reporting deployment and online ad-hoc report deployment through system report library tables.

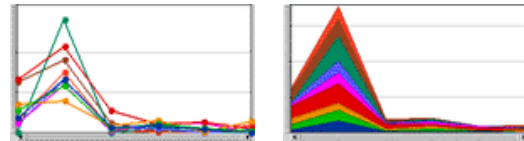
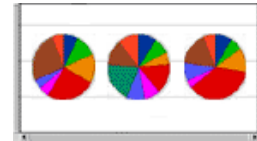
Report on employee and benefits information to ensure timely and accurate compliance, decision-making and forecasting.

Mangrove's reporting features include:

- Government Compliance Reports
- Tax Reporting
- Benefits Reporting
- Personnel Forms
- Financial Reports
- Reporting Period Details
- Administrative Reports
- Pre-check Pay Run Verification
- Payroll Reporting
- Personnel Reporting
- Recruitment Reporting
- Enterprise Manager Report

Interactive Business Intelligence Features:

- **Bar Charts** - 
- **Tables** - 

Year	Location	1997	1998	1999
1	Ruler	Frnight \$1,790.00	\$973.00	\$3,000.00
2	Cokelani	Frnight \$1,250.00	\$1,260.00	\$1,200.00
3	Lowethg	Frnight \$1,920.00	\$973.00	\$1,000.00
4	Yang	Frnight \$2,240.00	\$660.00	\$2,100.00
5	Frearok	Frnight \$1,650.00	\$1,960.00	\$2,000.00
6	Dandilo	Frnight \$4,500.00	\$1,973.00	\$2,410.00
7	Costinwh	Frnight \$1,040.00	\$912.00	\$1,240.00
8	Buchanan	Frnight \$1,100.00	\$1,324.00	\$1,360.00
9	Bozema	Frnight \$1,110.00	\$710.00	\$690.00
- **Line Charts** - 
- **Pie Charts** - 
- **Heat Maps** - 